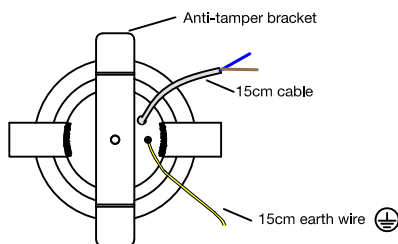
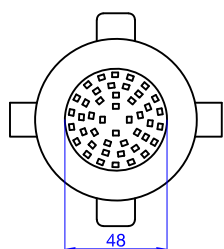
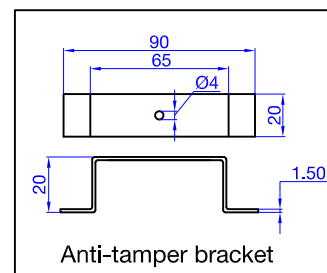
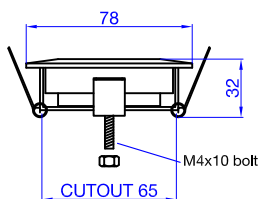
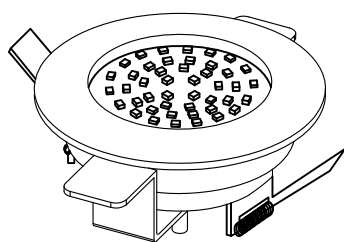


Dimensions



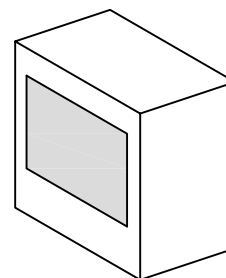
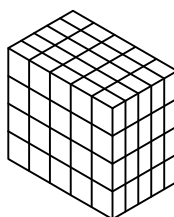
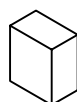
Technical features

Input voltage	200-240VAC	Lumens	300lm	LED chips	Sanan SMD2835, 45pcs
Power	3W	Light efficiency	115.4lm/W	Material	Aluminium + PC lens
Power factor	0.6	Ra	84.6	Driver	Internal driver
Lifespan	25,000 hrs	Switching cycle	>100,000	Ambient temp.	-20°C to 50°C

Model number

Code	Collar colour	Lens type	CCT
04.FCL.C2T6	Chrome	Transparent	6000K
04.FCL.C2T3	Chrome	Transparent	3000K
04.FCL.W2T6	White	Transparent	6000K
04.FCL.W2T3	White	Transparent	3000K
04.FCL.C2M4	Chrome	Milky	4500K
04.FCL.W2M4	White	Milky	4500K

Packaging



1 box
Size: 98x83x48mm

100 boxes

N.W/G.W: 11.70/14.50kg
Size: 510x350x270mm